



**JACOBSEN
BRINGS YOU**
Everlast
Laminate


Suitable for residential and commercial applications such as:

- > Workplace
- > Living Rooms
- > Rumpus
- > Retail
- > Entrance
- > Kitchen
- > Aged Care
- > Bedroom
- > Bathrooms

8 mm Range (193W x 1213L x 8 mm)



10 mm Range (235W x 1525L x 10 mm)



Please note: Whilst we have made every effort to ensure the colours and wood characteristics displayed are as accurate as possible these images may vary from the actual product.

Jacobsen®

Talk to one of our experts, or visit our website:

0800 800 460 | customer.services@jacobsen.co.nz | jacobsen.co.nz




Specifications

Range Name	Everlast Laminate	
Size (W x L)	193 x 1213 x 8 mm	235 x 1525 x 10 mm
Thickness	8 mm	10 mm
M ² Per Box	2.34	2.506
PCE per CTN	10	7
Locking System	Unilin Click	
Installation	Floating	
Surface	Waterproof	
Grading	AC4	
Bevel	Pressed Bevel	
Environmental	GreenGuard UL 2818:2022	
Fire Resistance ISO 9239:1:2010	CHF > 11 kW/m ²	
Emissions	ISO 16000	VOC B
VOC Emissions	California 01350	Compliant



Construction



COMMERCIAL WEAR LAYER

for extra durability, scratch and stain resistance

DECORATIVE PAPER

providing authentic wood look and feel

HIGH DENSITY EXTRA STABLE CORE

35% more stable than standard laminate

EDGE SEALER

protecting the core against moisture and humidity

UNILIN CLICK SYSTEM

seals out moisture with 5x more contact points than standard laminate

NOTE: Silent Shield all-in-one moisture barrier and acoustic underlay is available for Jacobsen Everlast Laminate

The information given here is correct at the date of publication however due to ongoing product improvement, Jacobsen reserves the right to modify this information without prior notice. Please note that Everlast Laminate's instructions regarding installation, cleaning and maintenance must be observed. Please refer to [jacobsen.co.nz](https://www.jacobsen.co.nz) for guidance. Whilst we have made every effort to ensure the colours and wood characteristics displayed are as accurate as possible these images may vary from the actual product.


Jacobsen®

Talk to one of our experts, or visit our website:


0800 800 460 | customer.services@jacobsen.co.nz | [jacobsen.co.nz](https://www.jacobsen.co.nz)





Bespoke Finishing Trims




Standard stair nosing





Rakeback Waterfall stair nosing



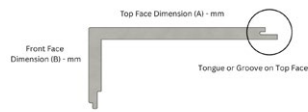
Return stair nosing




Single Sided Expansion



Waterfall stair nosing



Double Sided Expansion



[Go to Bespoke order form](#)



Jacobsen®

Talk to one of our experts, or visit our website:

0800 800 460 | customer.services@jacobsen.co.nz | jacobsen.co.nz

