



# Accessories Pocket Guide

**Jacobsen®**

**Introducing J-System, a range of floor prep and adhesives, offering a complete flooring solution meticulously designed and tailored to meet the specific needs of the New Zealand market.**

Quality is at the heart of everything we do. That's why we've partnered with Europe's finest manufacturers, Uzin, to produce these floor prep products, ensuring they meet and exceed the rigorous standards that New Zealand customers demand. Their expertise and precision craftsmanship are at the core of every J-System product, guaranteeing reliability and durability that New Zealand customers can trust.

Our floor prep products are engineered to provide a rock-solid base for your flooring installations:

- J-System 21 Concrete Primer ensures strong adhesion to concrete and plasterboard substrates, creating the ideal surface for subsequent layers
- For leveling uneven surfaces, J-System 31 Self-Leveling Compound is your go-to choice, offering precision and ease of application
- To achieve that flawless finish, J-System 32 Fine Finish Compound delivers exceptional smoothness and surface refinement
- When you need to address low areas or slumps, J-System 33 Low Slump Leveling Compound is the solution, ensuring an even surface that's ready for any flooring material

Our adhesive range includes:

- J-System 11 Vinyl Floor & Wall Acrylic Adhesive, a multi-purpose adhesive
- J-System 12 Pressure Sensitive Carpet Tile Adhesive, with no solvents or toxic compounds
- J-System 13 High Moisture Acrylic Adhesive for outstanding bond strength on new concrete substrates containing residual or rising moisture.

We are proud to introduce an exclusive offer that sets us apart in the industry. When you register a J-System product used in conjunction with Jacobsen flooring products, you'll receive a **Comprehensive Full System Warranty.**

This means your entire flooring system, from adhesive to finished flooring, will be covered under the J-System Full Warranty, giving you complete peace of mind. It's our way of standing behind the quality and performance of our products, ensuring that your investment in flooring is a worry-free experience.



You can trust J-System to be your partner in achieving flooring excellence, one project at a time.

We believe that the right flooring is more than just a surface; it's an essential part of any space, contributing to aesthetics, functionality, and overall quality. With our tailored solutions, European craftsmanship, and Full System Warranty, Jacobsen J-System is dedicated to elevating flooring projects across New Zealand.



## Floor Prep

**J-SYSTEM 31**  
SELF LEVELLING COMPOUND

**J-SYSTEM 32**  
FINE FINISH COMPOUND

**J-SYSTEM 33**  
LOW SLUMP LEVELLING COMPOUND



## Primer

**J-SYSTEM 21**  
CONCRETE PRIMER



## Adhesive Range

**J-SYSTEM 11**  
VINYL FLOOR & WALL ACRYLIC ADHESIVE



**J-SYSTEM 12**  
PRESSURE SENSITIVE CARPET TILE ADHESIVE



**J-SYSTEM 13**  
HIGH MOISTURE ACRYLIC ADHESIVE





# Floor Preparation and Priming.

Concrete floors must be structurally sound, clean and free of dirt, dust, oil, curing and sealing compounds and any other surface contaminant which may act as a bond breaker.

Where required, mechanically clean the floor using recommended preparation methods such as shot-blasting, diamond grinding, shaving or other acceptable methods to a suitable surface. Acid etching is not an acceptable method of preparing the subfloor. Do not use solvents or sweeping compounds.

Subfloor temperatures must be a minimum of 10°C.

## J-SYSTEM 31

SELF LEVELLING COMPOUND



J-System 31 is a self levelling and smoothing compound suitable for all substrates including timber substrates prior to the installation of all types of floor coverings, for thicknesses from 2mm to 25mm.

### Main application field

- Levelling and smoothing of substrates for the subsequent installation for vinyl, carpet and pre-finished wood flooring
- For thicknesses from 2 - 25mm in one application

### Features and benefits

- A self levelling compound for standard work on most substrates
- Can be bulked with silica sand/aggregates

## J-SYSTEM 32

### FINE FINISH COMPOUND



J-System 32 is a rapid drying, fine finish smoothing coat for all flooring types including wood flooring for thicknesses up to 4mm.

#### Main application field

- Repairing trowel marks or imperfections on old or new levelling layers
- Flushing surface imperfections and screeds, stairs or substrates with joints
- Creation of surfaces that are ready for covering
- For thicknesses up to 4mm

#### Features and benefits

- Ready to accept floor coverings after 1 hour
- Smooth finish, no visible trowel marks
- Easy application
- Very fast cure

## J-SYSTEM 21

### CONCRETE PRIMER



J-System 21 Concrete Primer is a primer and bonding concentrate for floors, walls, and ceilings.

#### Main application field

- Has a wide application range including primer, bonding agent, and water-inhibiting pore closer
- Suitable for priming concrete and wooden substrates to take finishing, repairing, and levelling compounds

#### Features and benefits

- Suitable as a pore closer on concrete, particleboard, wall linings and plywood
- Prevents air bubbles rising from the substrate in subsequent finishing layers
- Prevents any mixing water being drawn from subsequent finishing layers
- Provides protective coat against dust formation on finishing and repairing compounds, which are to serve as wearing surfaces for a short time

## J-SYSTEM 33

### LOW SLUMP LEVELLING COMPOUND



J-System 33 is a low slump levelling compound for all types of floor coverings including wood flooring for thicknesses from 1 – 80mm.

#### Main application field

- Patching, repair and filling of holes for most substrates
- Rapid cure
- Forming falls and coves etc.
- For thicknesses 1 – 80mm

#### Features and benefits

- Rapid setting and drying to give exceptional strength and hardness
- Slump free
- Is re-stirrable during the working time so the application time can be extended
- For thicknesses from 1 – 80mm



# Flooring Adhesives

For superior adhesion, all substrates must be clean, free from dust, dirt, oil, grease, curing compounds, release agents and other surface contaminants. The surface being adhered to must also be sound and smooth in accordance with the relevant clauses of NZS/AS 1884:2013. Any dust must be removed using suitable vacuum equipment, prior to applying any adhesive, as it can affect both the coverage and performance of the adhesive.

J-System 21 Primer and J-System Levelling Compounds can be used to prepare the substrate but must be allowed to dry completely prior to installation.

## J-SYSTEM 11

### VINYL FLOOR & WALL ACRYLIC ADHESIVE



A universal acrylic adhesive for the installation of all common resilient floor and wall coverings and textile flooring.

#### Main application field

- PVC and non-PVC based resilient floor coverings
- Textile floor coverings with all common backings
- Light-weight needle punch or woven carpet
- Luxury vinyl tiles and Linoleum in sheets up to 3.2mm

#### Features and benefits:

- Is a strong dispersion adhesive
- Short waiting time and long working time
- Can be used as a wet-set adhesive via the double drop method
- For use on interior floors and walls

## J-SYSTEM 12

### PRESSURE SENSITIVE CARPET TILE ADHESIVE



A self-cross linking, water-based, pressure sensitive adhesive.

#### Main application field

- Carpet and Carpet Tiles
- Light weight needle punch carpet
- Product Benefits/Features:
- Dries to a clear film
- Remains flexible to -4°C
- High heat and UV resistance
- Suitable on: PVC, Bitumen, Polyolefin and 100% PET backed carpet tiles
- Contains no solvents or toxic compounds

## J-SYSTEM 13

### HIGH MOISTURE ACRYLIC ADHESIVE



J-System 13 High Moisture Acrylic Adhesive is a moisture tolerant dispersion-based adhesive with high strength and high RH%. It has low odour, low emissions and is solvent free.

#### Main application field

- Homogeneous and Heterogeneous PVC or vinyl
- Textile floor coverings with all common backings
- Lightweight needle punch or woven carpet
- Luxury vinyl tiles
- Rubber floor coverings in sheets (up to 4mm)
- Linoleum in sheets up to 3.2mm

#### Features and benefits

J-System 13 has outstanding initial tack and bond strength as a wet-set adhesive and can be applied on new concrete substrates containing residual moisture. J-System 13 is moisture resistant up to a maximum of 99% RH and alkaline resistant up to pH 12.



[Register your warranty here](#)

# Full System Warranty

At Jacobsen, we stand behind our products. When our products are specified as part of a complete system, with J-System floor prep products and adhesives, we will extend our product warranty to include the full system.

Please read this warranty document carefully to ensure your flooring installation is under a Full J-System Warranty.

### Skills required

The full J-System warranty is only valid if carried out by a skilled installer who has followed this guide and assessed the on-site requirements properly.

### Important Documents

- Individual Product Warranty
- Individual Product Data sheets
- J-System installation guide

### For More Help

Please refer to all documentation provided. All finished flooring products must be installed in accordance with their technical documentation. Additional technical assistance is available at 0800 800 460 to talk to one of our experts.

### Warranty Description

The individual J-System products have product warranties, and when used together with a Jacobsen floor covering, an additional Full System Warranty will be provided by Jacobsen.

Products will be free from manufacturing defects and will perform to a reasonable standard for a period of ten (10) years from the date of initial application (or until the initial floor covering is removed, whichever comes first), as long as they are used within the stated shelf life and the requirements and procedures detailed in our product data sheets/labels, together with industry standards governing subfloor preparation and installation, are followed.



[Register your warranty here](#)

To obtain this Full System Warranty, the following steps must be followed, assessed correctly, and documented by a qualified installer:

## Registration

All full system warranty will only be issued if the job has been registered with Jacobsen using our [online registration portal](#).

It is important to register your project with Jacobsen to secure your Full System Warranty. Without proper registration through our online portal within three months of installation, this extensive coverage will not be issued. Registration ensures that we have accurate records of your project and allows us to provide you with the highest level of support and protection.

## Storage

The shelf life is 12 months when stored in moderately cool conditions in the original packaging. The product is frost-resistant down to -14 °C. Opened containers should be carefully and tightly resealed, and the contents should be used quickly. Containers must be allowed to come to room temperature before use.

## Substrate Preparation

All substrates being adhered to must be clean, free from dust, dirt, oil, grease, curing compounds, release agents, and other surface contaminants.

The surface being adhered to must also be sound and smooth in accordance with the relevant clauses of NZS/AS 1884:2013. Moisture testing must be documented.

## Best Practice Installation Guide

For all flooring installations, "Floor NZ Best Practice Guidelines for Flooring" must be followed.

**These guidelines can be found at this link: <https://floornz.org.nz/technical-flooring-guidelines>**

## General Guide

| Issue                        | Explanation  | Solution                     |
|------------------------------|--|------------------------------|
| For old, dry and flaky slabs | To seal and create a bonding surface for levelling compounds and adhesives | Concrete Primer              |
| Small holes and patches      | Up to 3mm  | Fine Finish Compound         |
| Medium holes and patches     | 2-25mm pits  | Self Levelling Compound      |
| Large holes and patches      | 1-80mm pits  | Low Slump Levelling Compound |

## Level Assessment

To achieve a true U3-level finish, you may need to use a levelling compound. The level discrepancy will determine which levelling compound is needed. Assessments must follow guidelines from the "Floor NZ Best Practice Guidelines for Flooring".

## Application

The product should be installed according to the individual product installation guides. These can be found on our website, [jacobsen.co.nz](http://jacobsen.co.nz).

## Completion

Check to ensure all components are installed correctly and in accordance with J-System product installation guides.

1. Complete the J-System installation record.
2. Ensure the J-System Care and Maintenance information is available to the building owner.

3. The form can be completed by scanning the QR code at the top of this warranty document, within 3 months.

## What the J-System Warranty Covers

Our warranty covers the cost of repair or replacement of subfloor preparation materials and the floor covering itself (based on the square meterage of the defective portion of the floor due to a breach of this warranty), as well as the fair market value of labour charges related to both, not exceeding the original installation cost.

No other associated special, incidental, or consequential damages or losses are covered, including but not limited to lost profits or business interruption.

Due to the batched nature of flooring, any repair or replacement of a localised area is not guaranteed to match the existing installation; such discrepancies are not covered under this warranty.



[Register your warranty here](#)

## Excluded from Warranty

All J-System warranties will be void if the above instructions are not followed. Jacobsen shall not be liable for damages caused by improper construction, installation, or application methods; lack of adhesion caused by the use of incompatible products; improper maintenance; Acts of God (such as hurricanes, flooding, earthquake, fire, or other natural disasters); or any other circumstances beyond our control.

This warranty assumes that all previous substrates and their materials have been supplied and installed according to industry standards. Any deficiencies in site conditions, structural substrates, and adverse issues caused by remaining substrate preparation materials, remaining floor coverings, improperly prepared adhesive residues, and/or floor coatings will void this warranty.

**Substrate moisture and pH testing must be documented at the time of installation to support any potential claims against this warranty.**

The warranty for the J System 13 High Moisture Acrylic Adhesive does not cover failure due to moisture movement from the substrate caused by hydrostatic water pressure or a failed damp proof course.

The warranty does not cover the J System levelling compounds as they are not resistant to a high moisture content above 75% RH. This adhesive is specifically designed for use over high moisture new concrete substrates that have not had sufficient time to naturally dry and the RH% is still above 75% RH.

## Disclaimer

The technical details, recommendations, and other information in this data sheet are given in good faith and represent our best knowledge and experience at the time of printing. It is your responsibility to ensure our products are used and handled correctly and in accordance with applicable standards, instructions, recommendations, and intended uses. We reserve the right to update information without prior notice to reflect ongoing research and development.

Country-specific recommendations, based on local standards, codes of practice, building regulations, or industry guidelines, may affect specific installation recommendations. The supply of our products and services is also subject to certain terms, warranties, and exclusions, which may have been disclosed in prior dealings or are available upon request. You should familiarise yourself with them.

**Talk to one of our experts, or visit our website:**

0800 800 460 | [customer.services@jacobsen.co.nz](mailto:customer.services@jacobsen.co.nz) | [jacobsen.co.nz](http://jacobsen.co.nz)



# Regupol Accessories

All Regupol recycled flooring products must be installed with a specialist Regupol-specific or J-System adhesive. All surfaces shall be dry, sound and smooth, free of wax, grease, paint, old adhesive, dust and dirt. All sub-floors should be structurally sound prior to the application of these products and the relative humidity should not exceed 75%.

The adhesives should not be used in excessive cold or hot conditions, not lower than 8 degrees and no higher than 28 degrees.

## REGUPOL

### REGUPOL 1 PART POLYURETHANE ADHESIVE



Polyurethane adhesive for wet areas. Used to adhere Regupol® and Everroll® rubber flooring products and Regupol® Acoustic underlay in multi-residential living to soundproof timber and tiled floors.

#### Main application field

An elastomeric moisture cured, polyurethane adhesive

#### Features and benefits

- Solvent free
- Suitable for wet areas
- Requires no mixing
- Fast setting & high bond strength
- VOC compliant
- Made in Australia

## REGUPOL

### REGUPOL 1 PART ACRYLIC MULTI USE ADHESIVE

Alternatives: J11 & J13



Multi-Use flooring adhesive for dry areas only.

#### Main application field

A water based synthetic polymer, multi use flooring adhesive with water resistant properties.

#### Features and benefits

- Specifically formulated to bond Regupol® and Everroll® rubber flooring products and Regupol® Acoustic underlay to most common interior substrates.
- Spreads easily
- Aggressive grab
- RH resistance 75% and falling
- Water based
- VOC compliant
- Made in Australia

## REGUPOL

### REGUPOL PRIMER 444

Alternative: J21



Regupol Primer 444 is a one-part, solvent-free, water-based synthetic Polymer resin specifically formulated to be used where concrete substrates are porous.

#### Main application field

- Suitable for dry installations only
- Suitable for priming concrete and wooden substrates to take finishing, repairing, and levelling compounds

#### Features and benefits

- Water-based
- Fast-setting and economical
- Acts as a sealer to prevent premature drying of adhesive
- Made in Australia

# Shaw Contract Adhesive Systems

Shaw Contract offers a variety of adhesive solutions to maximise your floor's lifetime and beauty. Each adhesive has a recommended use with specific product types, depending on your installation needs.

## shaw contract®

### LOKDOTS APPLICATOR



To use with Shaw Contract LokDots.

#### Main application field

Efficient and easy to use applicator to apply the Shaw Contract LokDots. Requires no maintenance and limited training.

#### Features and benefits

- Light weight
- Easy to use applicator
- Clear view cover to see how much tape is remaining
- For applying Shaw Contract LokDots to the back of EcoWorx carpet tiles.

## shaw contract®

### LOKDOTS ROLL



Pressure sensitive adhesive dots for fast installation. LokDots is a pressure sensitive adhesive for the installation of EcoWorx carpet tile.

#### Main application field

LokDots is applied via a durable, lightweight handheld applicator; its triggerless design is ergonomically safe and intended for repetitive use.

#### Features and benefits

- Non toxic and odourless system
- Fast easy installation
- No moisture or pH testing required prior to installation
- Ideal for occupied spaces
- Offers easy removal

# shaw contract®

## 8300 SEAM SEALER



Shaw Contract 8300 is a polymer-fortified, nonflammable seam sealer recommended for sealing cut edges of broadloom to prevent raveling, and provides a moisture impervious seam when applied properly.

### Main application field

Suitable for use with Shaw Contract and Patcraft Broadloom carpets with impervious backing.

### Features and benefits

- Provides a moisture impervious seam when applied properly
- CRI Green Label Plus certified
- Easy applicator tip

# shaw contract®

## LOKWORX CARPET TILE PLUS ADHESIVE

Alternative option: J12



Shaw LokWorx+ Carpet Tile adhesive is a premium acrylic based pressure sensitive adhesive designed for Shaw Contract commercial carpet tile. Will also work with any polyolefin backed carpet tiles.

### Main application field

For the installation of Shaw Contract EcoWorx, EcoLogix or StrataWorx, and Desso EcoBase backed carpet tiles.

### Features and benefits

- RH limit of 97%
- 24 hour cure time
- Greenguard, Floorscore and CRI Green Label Plus certified

# shaw contract®

## 3800 INDOOR-OUTDOOR



Shaw 3800 Indoor-Outdoor is a solvent-free, high-solid, resin rubber-based adhesive for indoor or outdoor applications. For high-moisture applications of Shaw Contract broadloom carpets and carpet tiles with impervious backing. Ideal for Healthcare and Educational spaces.

### Main application field

For the installation of Shaw Contract broadloom carpets and carpet tiles with impervious backing or entrance products exposed to elements.

### Features and benefits

- Solvent free
- High solids, fast grabbing
- Indoor-outdoor application
- High moisture applications where hydrostatic pressure is not present
- Offers easy removal



# Acoustic Underlay

Acoustic underlay that's crafted to reduce impact sound from footfalls, providing a peaceful and comfortable environment. At Jacobsen, we have handpicked some best performing acoustic underlay to help you achieve the optimal sound reduction.

REGUPOL sonus multi is an acoustic underlay for hard surface floors, like vinyl, ceramic tiles, and timber. With over 30 years of proven acoustic performance and durability, it is made from recycled polyurethane foam and cork, making it a sustainable choice. Its unique composition ensures compatibility with various floor coverings and maintains high-performance impact sound insulation over time. It is also versatile and easy to install.

## REGUPOL SONUS MULTI-S 3MM (4515)

The 3 mm thick variant is enhanced with a smooth surface making it the perfect underlay for vinyl flooring to improve impact sound reduction. With only 3 mm thickness, it is extremely light and well-suited to minimise floor height.

### Main application field

Vinyl sheet, vinyl planks and carpet tiles.

### Features and benefits

- GECA certified
- Can be used in wet areas with a membrane
- 17dB improvement with 2mm vinyl sheet
- Sanded surface on top face to prevent cut marks showing through
- No rubber content to eliminate plasticiser migration

 REGUPOL



## REGUPOL SONUS MULTI 4.5MM (4515)

The 4.5 mm thick version is a sustainable and lightweight underlay suitable for a wide range of floor coverings providing high-performance impact sound insulation.

### Main application field

Ceramic tiles, stone, marble, laminate, engineered timber floors and carpet tiles.

### Benefits and features

- GECA certified
- Can be used in wet areas with a membrane
- 17dB improvement with 2mm vinyl sheet



**SILENT SHIELD**

ACOUSTIC UNDERLAY



Silent Shield is a high density, 2mm thick, acoustic underlay suitable for floating wood, bamboo and laminate floors. It provides good impact sound insulation, reduces vapour transmission and absorbs moderate unevenness in the subfloor.

### Main application field

- Acoustic underlay and vapour barrier for laminate and engineered timber floors.
- Floating engineered timber and laminate floors

### Features and benefits

- Good impact sound insulator
- 18dB improvement
- Excellent water vapour barrier with self-adhesive flap.
- Absorbs unevenness in the subfloor
- Lays flat for easy installation
- Resists mildew and fungi

# Tredsafe Stairnosing, Transition and Trims


A New Zealand-owned and operated family business that has been a leader in flooring safety and design for three generations, Tredsafe creates safe and durable products without compromising on style. Their commitment to excellence ensures that you receive beautiful, functional, and reliable flooring solutions that stand the test of time. Whether you need stair nosings, flooring transitions, or trims, Tredsafe offers compliant, durable, and aesthetically pleasing solutions for your next project.



Can't find what you are looking for? Check out the full product range at [www.tredsafe.co.nz](http://www.tredsafe.co.nz)



## STAIRNOSING AND INSERTS



Tredsafe stairnosing serves both functional and aesthetic purposes. It protects the edges of the steps from wear and damage, while adding traction and visual definition of each step to reduce the risk of slips and accidents.

### Main application field

Designed to suit all applications and environments, anti-slip stairnosing treads provide superior traction and visibility. Stairnosings are supplied pre-drilled for screw fixing, making them easy to install. (screws supplied)

### Features and benefits

- Natural Satin anodised aluminium, Black PVC, Clear PVC or Brass
- Nosing inserts come in a variety of 18 colours
- Standard 3.66m lengths

**Popular Stair Nosings:** AA121, AA123, AA125

**Popular Insert colours:** Neutral black, Mid-Grey, Signal Yellow



## CARPET TO VINYL TRANSITIONS



When transitioning between carpet and vinyl, it's essential to prioritise safety, compliance, durability and overall appearance. Tredsafe carpet and vinyl transitions are designed to meet local building codes and accessibility standards, ensuring a smooth and secure transition. Beyond safety, these transitions protect the edges of both flooring types, preventing damage and extending the lifespan of your flooring.

### Main application field

These transitions are suitable for all spaces where carpet and vinyl flooring meet.

### Features and benefits

- T6 6063 Alloy aluminium – natural satin anodised
- Standard 2.5m lengths

**Popular Carpet to Vinyl Transitions:**

DT024, DT033, DT036



## FLOORING TRANSITIONS



Tredsafe flooring transitions offer an ideal solution for seamlessly connecting different surfaces, such as LVT, carpet, and vinyl, to bare floors or other surfaces with height variations. These strips serve as an appealing protective barrier, preventing flooring edges from damage, whilst creating a safe and level transition, reducing the risk of tripping hazards.

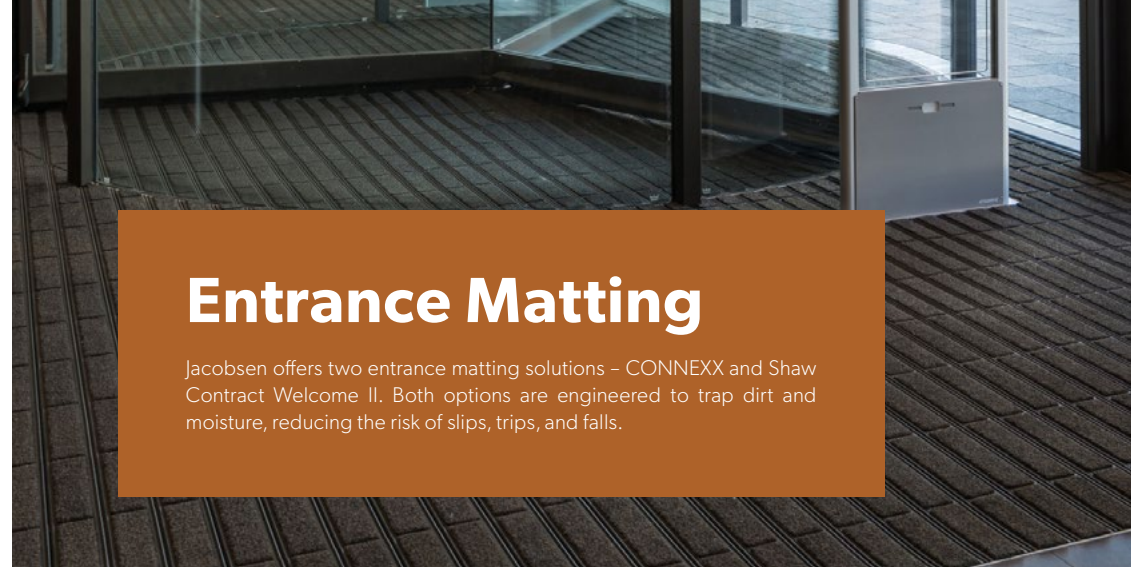
### Main application field

These transitions are designed to be used from carpet/vinyl/LVT to bare floor.

### Features and benefits

- T6 6063 alloy aluminium – natural satin anodised
- Standard 2.5m lengths

**Popular Flooring Transitions:**  
DT028, DT029, DT084



# Entrance Matting

Jacobsen offers two entrance matting solutions – CONNEXX and Shaw Contract Welcome II. Both options are engineered to trap dirt and moisture, reducing the risk of slips, trips, and falls.



## CONNEXX

Protect your building entrance with the CONNEXX entrance matting system. CONNEXX offers a clean, flexible, and effective solution for every entrance area to absorb moisture and brush away dirt.


### Main application field

- Install in an existing mat well for a seamless look
- Install on top of existing flooring along with Tredsafe's proprietary finishing trim without the need to create a mat well, ensuring you are meeting building code requirements.

### Features and benefits

- Coarse dirt is caught in the gaps while the inserts absorb moisture and residual dirt – keeping your building cleaner for longer.
- Easy maintenance as dirt can be vacuumed without having to remove the entrance matting.
- Module system means that it is easy to install and replace
- UV Resistant PVC making sure your mat will not fade overtime UV Resistant PVC – 100% soft PVC

## TREDSAFE DT080 TRIM




**If your space doesn't have a mat well in place, Tredsafe's DT080 ramp finishing trim is the perfect solution.**

- Powder-coated aluminium in black
- Space for 37mm insert
- Excellent slip-resistance when wet
- Suitable for interior and exterior use
- Transition for 15mm height variations
- Ideal for high traffic flow areas



## EDGING TRIMS



Floating a wood, laminate or LVT flooring requires an expansion joint to accommodate natural expansion and contraction caused by temperature and humidity changes. Edging trim covers and protects the exposed edges while maintaining the floor's stability and appearance. Tredsafe has a wide range of trims suitable for all applications.

### Main application field

Designed for use to cover the expansion gap between the floor and walls, carpet sliding doors and entrance mats. Suitable for a variety of flooring thicknesses from 4mm. Suitable for interior and exterior use.

### Features and benefits

- T6 6063 Alloy aluminium – natural satin anodised
- Standard 2.5m lengths
- These profiles are available in natural satin, and champagne

**shaw contract®**

**WELCOME II**



Durable carpet tile engineered with a rough texture that traps up to 80% of soil and moisture brought into a facility. Permanently installed walk-off carpet tiles that don't shift or buckle, reducing the risk of slips, trips, and falls at a facility's entrance and beyond. Minimising the quantity of dirt and moisture entering the building means extended life for interior flooring and reduced maintenance needs.

**Main application field**

Seamless transition to other flooring surfaces.

**Features and benefits**

- Welcome II has been updated with a range of new neutrals to complement any interior palette or style
- Cradle to Cradle
- EcoWorx® tile has a lifetime warranty
- EcoWorx®, when compared to traditional PVC backing, weighs 25% less and has superior tensile strength
- When your EcoWorx®-backed carpet completes its life cycle, we will reclaim and recycle it into new carpet products through our free Jacobsen Re.Form programme

# Installation Accessories

Flooring accessories and solutions that are designed to enhance the safety and style of your commercial space.



**Jacobsen®**

**SPEED TIP WELD NOZZLE**

For thermo welding commercial sheet HE vinyl and wall vinyl.

**Main application field**

- A speed tip weld rod nozzle is a vital tool for the installation of vinyl
- This specialized nozzle is designed to facilitate precise and efficient welding of the vinyl seams
- It allows for faster welding speeds and consistent heat distribution, resulting in stronger and more durable seams
- By using a speed tip weld rod nozzle, installers can achieve a professional finish with reduced effort and time, ensuring that the vinyl is seamlessly bonded for long-lasting performance



**Jacobsen<sup>®</sup>**

For more information on our accessories  
contact our team.

0800 800 460 | [jacobsen.co.nz](http://jacobsen.co.nz)

