



Residential Vinyl

Jacobsen[®]

Inspired flooring since 1962.

Jacobsen®

Jacobsen is a family-owned business, passionate about flooring.

At Jacobsen, we strongly believe the quality of our product reflects the strength of our business, and after more than 60 years of supplying the New Zealand market with the best, hand-selected flooring products from around the world, our longevity is a testament to the quality of our products, the strength of our partnerships and the trust our customers have placed in us.


Jacobsen is about more than just flooring; it's about inspiration and curation, helping everyday Kiwis with big dreams transform those dreams into reality. We understand that every space is different, which is why we only partner with the top international brands to bring you an extensive range of flooring solutions suited to

Kiwi's diverse climates, lifestyles and needs. We are really proud of the role we play in creating spaces with our partners, suppliers and customers.

Jacobsen vinyl ranges are specifically designed for New Zealanders and their homes, pairing design-led thinking with the latest manufacturing technology to bring you carpets that not only look great but stand the test of time.

Our guiding purpose is 'Inspiring better spaces for life' which is why we place such a strong focus on the design, quality and sustainability of our products to ensure that we are creating a more beautiful world, not only for us, but our children after us.

So whatever life you want to live, Jacobsen can help you create it.



We care about the environment



WE ARE CARBON ZERO

In 2019 as part of our mission to ensure the longevity and sustainability of our planet we signed onto the Toitū carbon reduce certification scheme. To further extend our carbon reduction goals, we are thrilled to now be Toitū carbon zero certified!

This certification from Toitū Envirocare is proof that we are taking action against climate change. It means we are committed to continually reducing our emissions, not just offsetting them. Compliance with the programme is independently verified annually to ensure we maintain this certification.



SUPPLIER CODE OF CONDUCT

What Jacobsen choose to import, market and sell to New Zealanders, is the biggest opportunity for us to have a positive impact, ensuring that we procure the best flooring options for both the environment and human health.

We expect suppliers to meet, as a minimum, our environmental expectations as set in our Supplier Code of Conduct, but we also then dive deeper into the specific product environmental certifications which varies by product type and local third party certifiers. In addition, for the social criteria we had the new suppliers provide us with their signed code of conduct or we visited their operations.

We're committed to people and planet



WE MEASURE PRODUCT SUSTAINABILITY

Jacobsen understands that industry jargon can be confusing, especially when it comes to Sustainability. Each industry and manufacturer has their own yardstick that they use to measure their metrics against.

We are passionate about sourcing products that meet our strict environmental and ethical standards in their production and only want to source products that can be reused or recycled into new products at the end of their life. To ensure that the products we supply to the New Zealand market meet our extremely high standards, we have devised a straight-forward system of stringent checks.



Approved by Jacobsen

Our products need to satisfy or exceed our standards, before they receive the Jacobsen Stamp of Approval. This signifies that the product and their manufacturers meet the following criteria.

1. Sustainably Sourced From An Ethical Partner
2. Environmentally Friendly
3. Industry Tested



Sustainably Sourced

We only buy from the best. Jacobsen is committed to creating a sustainable sourcing culture, an important part of our commitment to the social and environmental wellness.

We work with suppliers who put their people and the environment first, and our Re.Spect icon signifies the expectation we have of them in the areas of ethical business, labour and human rights, health and safety, environmental sustainability and corporate responsibility.



Environmentally Friendly

We're looking after the planet for us and our children after us. We not only look at the manufacturing process to ensure all our products are produced in an environmentally friendly way, but also we look at the life cycle of the finished product.

It's important to us that our products perform in a way that protects you and your family from dangerous emissions, from harbouring insects and cultivating mould and mildew.



SHEET VINYL



Sheet vinyl

WHY CHOOSE SHEET VINYL?

The realism of vinyl has come a long way as a result of cutting-edge print technology that produces realistic-looking designs that replicate the natural beauty and material of wood. A durable, affordable option that's easy to maintain, sheet vinyl is a popular option for rental properties.

CONSTRUCTION

Sheet vinyl flooring consists of layers: a moisture-resistant backing, an inner core for cushioning, a printed design layer for aesthetics, and a protective wear layer. These layers are bonded together during manufacturing. Variations exist, with some products having additional layers for specific features. The finished product is a continuous sheet that can be cut and installed in residential or commercial spaces.

WEAR LAYER AND WHY DOES IT MATTER?

The wear layer in sheet vinyl flooring is a vital component that serves multiple important functions. It acts as a durable, transparent protective coating, guarding against scratches, stains, and everyday wear and tear. This layer helps maintain the flooring's visual appeal and extends its lifespan. Thicker wear layers offer increased durability, ensuring long-lasting performance and making it suitable for high-traffic areas. It is a critical feature that contributes to the overall resilience and longevity of sheet vinyl flooring.

PUR LAYER AND WHAT DOES IT MEAN?

The PUR (Polyurethane) layer on sheet vinyl flooring is a protective coating applied to the wear layer. It provides enhanced durability, resistance to scratches, stains, and wear. The PUR layer also offers improved ease of maintenance, making the flooring more resistant to dirt and allowing for easy cleaning. It adds an extra level of protection and extends the lifespan of the sheet vinyl flooring.

MAINTENANCE AND CLEANING

Proper maintenance and cleaning are essential for keeping your sheet vinyl flooring in optimal condition. Regular sweeping or vacuuming helps remove loose dirt and debris, preventing them from scratching the surface. For routine cleaning, a damp mop with a mild, pH-neutral cleaner is usually sufficient. Avoid using abrasive cleaners or excessive water, as they may damage the flooring. Additionally, promptly wiping up spills and avoiding prolonged exposure to standing water can prevent potential damage. By following these simple maintenance practices, you can ensure that your sheet vinyl flooring retains its beauty and durability for years to come.

ENVIRONMENTAL CONSIDERATIONS

When it comes to environmental considerations, sheet vinyl has made significant advancements in recent years. Many manufacturers now offer eco-friendly options, including those with low VOC emissions and sustainable production practices. Look for certifications like FloorScore or GreenGuard that indicate compliance with strict indoor air quality standards. Additionally, some sheet vinyl products are made using recycled materials or can be recycled at the end of their life cycle. By choosing environmentally conscious sheet vinyl flooring, you can create a beautiful and sustainable space.

DESIGN FLEXIBILITY

Sheet vinyl offers remarkable design flexibility, allowing you to achieve various aesthetic goals. It comes in an extensive range of patterns, colors, and textures, including realistic wood, stone, and tile visuals. Whether you prefer a traditional, contemporary, or eclectic style, you can find sheet vinyl to suit your taste. The design versatility of sheet vinyl empowers you to transform any space into a visually stunning and inviting environment.

SHEET VINYL OPTIONS

PREMIUM



TRAFFIC 250

Experience the exceptional quality of Traffic 250, our flagship and highly sought-after vinyl range. Discover a wide array of trend-focused designs that make it the perfect choice for any project, be it residential or commercial.

Engineered with a commercial-grade wear layer, and available in 2m wide, Traffic 250 ensures long-lasting performance, maintaining the impeccable appearance of your floor for years to come. This premium vinyl range combines performance, durability, and style in one outstanding package.

It is our top-tier vinyl solution, offering unparalleled flexibility for use in various projects. Whether you're enhancing a commercial space or transforming your home, Traffic 250 delivers the perfect blend of functionality and aesthetic appeal.

Find out more on Page 10

BEST



TRAFFIC 200

Introducing Traffic 200, the perfect flooring solution that brings exceptional quality and design to both residential and medium commercial settings.

With its reliable construction, Traffic 200 ensures durability for long-lasting performance while maintaining the visual appeal of your floor. Choose from a range of stunning designs that cater to various interior styles, allowing you to create a space that truly reflects your taste. The versatility of Traffic 200 shines through with options available in both 2m and 4m widths, ensuring a seamless and visually pleasing installation.

Discover the perfect balance between affordability and quality with Traffic 200, an ideal choice to elevate your space without compromising on style and durability.

Find out more on Page 12

BETTER



ICONIK 240

The Iconik 240 range, is the latest addition to the Jacobsen vinyl collection. With its exceptional quality and captivating designs, Iconik 240 is the epitome of elegance and style.

Transform your space with the timeless beauty of this range, offering a stunning selection of tile and stone aesthetics that will leave a lasting impression. Experience the durability and performance of Iconik 240, crafted to withstand the demands of daily life while maintaining its impeccable appearance.

The range is available 4m wide, providing flexibility for any room size or layout. The Iconik 240 range offers a variety of design options to match your personal style and enhance any space. Elevate your interior with the Iconik 240 range and indulge in a flooring solution that effortlessly combines beauty, functionality, and unmatched quality.

Find out more on Page 14

GOOD



TREND TX

Introducing the Trend TX range from Jacobsen, the ultimate affordable flooring solution for residential renovations.

This entry-level vinyl collection offers remarkable value without compromising on quality or comfort. Available in 2m & 4m, with the Trend TX range, you can effortlessly transform your space into a cozy and inviting home. Its unique textile backing not only allows for easy loose laying but also provides additional thermal and acoustic underfoot comfort, creating a warm and tranquil environment.

Embrace the versatility of Trend TX, designed to accommodate small subfloor defects while maintaining its impeccable appearance. Discover the perfect balance of affordability and functionality with the Trend TX range, making it the ideal choice for hassle-free residential flooring projects.

Find out more on Page 16



Durable

Traffic 250



Water Resistant



E3 Acceptable Solution



Dent Resistant



2m Rolls



Underfloor Heating



Scratch Resistant



Easy to Install



Easy to Maintain

TRAFFIC 250

Heterogeneous Sheet Vinyl



Residential + Commercial

Traffic 250 – Beauty and superior durability.

Experience the exceptional quality of Traffic 250, our flagship and highly sought-after vinyl range. With its superior style and durability for a floor that will always look as good as the day you put it down.


Features & Benefits

- The perfect balance between affordability and durability
- Suitable for the entire home, including kitchens, bathrooms, and laundries
- Reduces sound transmission from footfall
- Extremely low maintenance; easy to clean and maintain
- Can be installed without needing to remove skirting
- Top Clean surface protection for extreme durability
- Suitable for heavy duty commercial traffic areas

- NZ Building Code E3 Acceptable solution
- Resistant to daily wear and tear
- Low VOC emissions

Specifications

Range Name:	Traffic 250
Size (W*L*T):	2m x 24m x 2.5mm
Wear Layer:	0.7mm
Construction:	Heterogeneous vinyl
Slip Resistance:	AS 4586:2013 - SRV 33
Acoustic Rating:	ΔLW 14dB
Light Fastness:	≥ 6
Warranty:	15 years residential use 10 years commercial use





Durable

TRAFFIC 200

Heterogeneous Sheet Vinyl



Residential + Commercial

Traffic 200 — Elevated residential beauty and performance

Introducing Traffic 200, the perfect flooring solution that combines style and affordability without compromising on quality. With stunning wood designs, Traffic 200 offers the perfect balance between aesthetic appeal and durability.

Available in both 2m and 4m widths, Traffic 200 is the ideal choice for those seeking a budget-friendly option that doesn't sacrifice on design or performance. Whether it's for kitchens, bathrooms, or laundries, Traffic 200 is suitable for a variety of residential and medium commercial settings.

With a wear layer of 0.4mm, Traffic 200 is specifically designed to ensure longevity and resistance to daily wear and tear. Its superior stain resistance and easy maintenance make it a practical choice for busy households, even with pets.

Not only does Traffic 200 enhance the visual appeal of your space, but it also reduces sound transmission from footfall, creating a quieter and more comfortable environment. Plus, its extremely low maintenance nature means it's effortless to clean and maintain.

Enjoy the convenience of installation without needing to remove skirting, saving you time and effort. Elevate your interior with Traffic 200 and enjoy the perfect blend of style and practicality.


Features & Benefits

- Stunning wood and concrete designs
- The perfect balance between affordability and durability
- Suitable for the entire home, including kitchens, bathrooms, and laundries
- Resistant to daily wear and tear
- Reduces sound transmission from footfall
- Extremely low maintenance; easy to clean and maintain
- Can be installed without needing to remove skirting
- Extreme Protection coating for durability
- Suitable for up to medium commercial traffic areas
- NZ Building Code E3 Acceptable solution
- Low VOC emissions

Specifications

Range Name:	Traffic 200
Size (W*L*T):	2m x 24m x 2mm 4m x 24m x 2mm
Wear Layer:	0.4mm
Construction:	Heterogeneous vinyl
Slip Resistance:	AS 4586:2013 - SRV 33
Acoustic Rating:	ΔLW 13dB
Light Fastness:	≥ 6
Warranty:	15 years residential use 10 years commercial use

Range



Traffic 200



Water Resistant



E3 Acceptable Solution



Acoustic Quality



2m & 4m Rolls



Underfloor Heating



Scratch Resistant



Easy to Install



Easy to Maintain



Durable

Iconik 240

Heterogeneous Sheet Vinyl



Residential

Iconik 240 – Affordable beauty and superior durability.

Introducing the Iconik 240 range, the latest addition to the Jacobsen vinyl collection. Completely refreshed, it offers a perfect selection of stunning tile and stone flooring aesthetics.

This collection brings together the finest tile and stone designs, meticulously crafted to add a touch of elegance to your space. Create a seamless and visually captivating look with Iconik 240. Available in 4m width, this range offers flexibility to transform any room into a work of art. The precise attention to detail ensures a cohesive appearance that will impress and inspire.

Enjoy the perfect balance of style and practicality. Iconik 240 is designed to make a lasting impression while offering easy maintenance. Its durable construction and effortless cleaning make it a hassle-free choice for busy households and dynamic office environments.

Experience the comfort and serenity of Iconik 240. This remarkable flooring range absorbs noise, reducing footfall sounds and creating a peaceful atmosphere in your space. Walk with confidence on its soft and inviting surface, providing a cozy sensation underfoot.

Iconik 240 is the ideal choice for those seeking both beauty and convenience. Its versatile design options cater to various interior styles, allowing you to find the perfect match for your personal aesthetic.


Features & Benefits

- Stunning tile and stone designs
- The perfect balance between affordability and durability
- Suitable for the entire home, including kitchens, bathrooms, and laundries
- Resistant to daily wear and tear
- Reduces sound transmission from footfall
- Extremely low maintenance; easy to clean and maintain
- Low VOC emissions
- NZ Building Code E3 Acceptable solution

Specifications

Range Name:	Iconik 240
Size (W*L*T):	4m x 251m x 2.4mm
Wear Layer:	0.35mm
Construction:	Heterogeneous vinyl
Acoustic Rating:	ΔLW 16dB
Light Fastness:	≥ 6
Warranty:	15 years residential use 10 years commercial use

Range



Iconik 240



Water Resistant



E3 Acceptable Solution



Acoustic Quality



4m Rolls



Underfloor Heating



Scratch Resistant



Easy to Install



Easy to Maintain



Durable

Trend TX

Heterogeneous Sheet Vinyl



Residential

Trend TX— Jacobsen's entry level residential vinyl.

Introducing Jacobsen Trend TX, a fantastic flooring solution for your home or home office. It offers easy installation and effortless maintenance, making it a practical choice for transforming your space.

For ease of installation, you can either glue it down or lay it loosely in your space for the perfect seamless floor.

Available in either 2m or 4m widths, you can choose the right roll width for your project to minimise join lines. The vinyl rolls also have noise-absorbing properties that help minimize footfall noise, creating a calm and comfortable environment.

With a beautifully wide plank, the design of the Trend TX is modern and perfect for larger living spaces favoured in New Zealand. The soft and warm touch of the vinyl provides a comfortable walking experience, and it is compatible with underfloor heating for added coziness.

Choose from a variety of design options, ranging from rustic to contemporary, to match your personal style and complement any room.

Elevate your space with the beauty and practicality of Jacobsen Trend TX. It's a reliable flooring solution that combines style, easy maintenance, and environmental responsibility.


Features & Benefits

- Stunning wood designs
- The perfect balance between affordability and durability
- Suitable for the entire home, including kitchens, bathrooms, and laundries
- Resistant to daily wear and tear
- Reduces sound transmission from footfall
- Extremely low maintenance; easy to clean and maintain
- Can be installed without needing to remove skirting
- NZ Building Code E3 Acceptable solution

Specifications

Range Name:	Trend TX
Size (W*L*T):	2m x 30m x 2.5mm 4m x 30m x 2.5mm
Wear Layer:	0.25mm
Construction:	Heterogeneous vinyl
Acoustic Rating:	ΔLW 16dB
Light Fastness:	≥ 6
Warranty:	6 years residential use

Range



Trend TX



Water Resistant



E3 Acceptable Solution



Dent Resistant



2m & 4m Rolls



Underfloor Heating



Scratch Resistant



Easy to Install



Easy to Maintain


PRODUCT COMPARISON

Use this graphic as a rough guide on how our vinyl products stack up against each other.

- 1 Traffic 250
- 2 Traffic 200
- 3 Iconik 240
- 4 Trend TX

WEAR LAYER

A protective layer that shields your flooring from scratches, stains, and fading, ensuring it stays beautiful and easy to clean.



PERFORMANCE

How well your flooring holds up over time, handles heavy foot traffic, and keeps looking great.



ROLL WIDTH

Specific to vinyl as some styles come in 2m roll widths and others in 4m roll lengths.



THICKNESS

The overall thickness of the product, affecting its indentation sound absorption, and suitability for different areas of your home.



PRICE

The cost of your flooring, giving you an idea of its affordability and value for money.



E3 SOLUTION

Whether your flooring solution is an alternative or an acceptable solution under the new E3 amendments to the NZBC.



LAY METHOD

The recommended way to install your flooring, whether it requires gluing down, or loose lay.



SUITABLE FOR SUN

How the flooring resists fading and damage caused by sunlight, whether or not it is suitable for areas with direct sunlight exposure.



FEATURES	1. TRAFFIC 250	2. TRAFFIC 200	3. ICONIK 240	4. TREND TX
FINISH/TEXTURE	Smooth	Smooth	Smooth	Smooth
WEAR LAYER (MM)	0.70mm	0.40mm	0.35mm	0.25mm
THICKNESS	2.5mm	2mm	2.4mm	2.5mm
WIDTH	2m	2m /4m	4m	2m /4m
LENGTH	24lm	25lm	25lm	30lm
COMPOSITION	Heterogeneous Sheet Vinyl	Heterogeneous Sheet Vinyl	Heterogeneous Sheet Vinyl	Heterogeneous Sheet Vinyl
LOW VOC EMISSIONS	✓	✓	✓	✓
EASY TO INSTALL	✓	✓	✓	✓
EASY TO CLEAN	✓	✓	✓	✓
EASY TO MAINTAIN	✓	✓	✓	✓
STAIN RESISTANT	✓	✓	✓	✓
HARD WEARING	✓	✓	✓	✓
PHTHALATE FREE	✓	✓	✓	✓
ACOUSTIC QUALITY	✓	✓	✓	✓
ACOUSTIC RATING	ΔLW 14dB	ΔLW 13dB	ΔLW 16dB	ΔLW 16dB
SUITABLE FOR				
E3 ACCEPTABLE SOLUTION	✓	✓	✓	✓
UNDERFLOOR HEATING	✓	✓	✓	✓
SUITABLE FOR SUNNY ROOMS	✓	✓	✓	✓
SPLASH RESISTANT	✓	✓	✓	✓
WATER RESISTANT	✓	✓	✓	✓
PET FRIENDLY	✓	✓	✓	✓
SCRATCH & DENT RESISTANT	✓	✓	✓	✓
SUSAINABILITY				
GREEN TAG	✓	✓	✓	—
GLUE DOWN	✓	✓	✓	✓
LOOSE LAY	—	—	—	✓



CARING FOR YOUR FLOORING

INITIAL CLEAN

When the installation has been completed, clean the floor covering with warm water and a neutral pH detergent.

Never use solvents to remove logos or information printed on the surface, the ink used is water soluble.

SPECIAL INSTRUCTIONS FOR USE

All floor coverings, including those with a protective surface coating, can be stained by in-ground dirt if the manufacturer's normal maintenance recommendations are not followed.

- Avoid using waxes or polishing products.
- Do not use rubber protectors on the feet of chairs and furniture. Use plastic protectors instead.
- Put rigid floor protectors beneath the feet of heavy pieces of furniture to prevent the formation of permanent indentations.
- Some materials or colourants such as tar, grease, oil, dyes, waxes, rubber underlay, ballpoint or marker inks etc, may under certain conditions migrate into the wear layer and cause indelible stains. See page 25 for more on plasticiser migration.
- Natural or intense artificial light causes a whitening effect on all floor coverings. This phenomenon

becomes visible in comparison to those areas covered by rugs or furniture, which may appear more yellow. This yellow effect disappears after a few weeks once these areas are again exposed to light and the whitening effect appears.

- Steam mops can cause delamination of the vinyl layers; adhesive failure and damage to the wear layer. For these reasons we **do not** recommend the use of steam mops on Jacobsen vinyl.

REGULAR MAINTENANCE

- Daily clean: Use soft broom or vacuum cleaner
- Weekly clean: Use a pH neutral detergent in water with a sponge or microfibre mop

PLEASE NOTE:

All vinyl products will fade if exposed to long periods of unfiltered sunlight.

Jacobsen recommends using sun sheers to protect your floor. As vinyl is a PVC product, direct contact with rubber and latex items will cause discolouration (commonly known as Plasticiser migration). To preserve your Jacobsen flooring, avoid contact with rubber and latex products such as doormats, rubber-soled shoes, and rubber underlay. Please ensure you have read and understood the vinyl installation, cleaning and maintenance guides available on www.jacobsen.co.nz.

Color variations may occur between samples and batches of vinyl. Variable factors can lead to subtle or noticeable differences in shade, tone, or texture.

Residential Vinyl Warranty

WARRANTY SCOPE

For a period of 5, 10 and 15 years from the date of purchase as specified on the invoice, Jacobsen makes the following limited warranty for our residential vinyl ranges:

Jacobsen warrants these products against:

- Apparent defects, that have been indicated to Jacobsen or the retailer prior to laying, such as; defects of appearance, structural defects, indelible stains and defects on the backing (not including backing impressions).
- Manufacturing defects, that have been indicated to Jacobsen or the retailer during the warranty period, causing an abnormal change after a time, such as early wear.

This Limited Warranty will apply provided that all the conditions hereinafter mentioned have been observed.

MAINTENANCE

An adequate maintenance programme must be put in place immediately after installation, and this must include an adequate dirt barrier at all entrance points where an entrance from the exterior or from heavily soiled areas is apparent. All floors can be damaged by abrasive grit and debris carried inside from outside on footwear. Prevent such wear by using doormats at all entrances

Avoid using mats with rubber backs as these can cause discoloration. For further information request a copy of Jacobsen's current installation and maintenance guide from your retailer.

USE

The product must be used in accordance as specified by Jacobsen technical documentation. The accessories used in subfloor preparation such as, adhesives and welding rods, shall be used in accordance with the updated laying instructions applicable to the product.

INSTALLATION

The product must have been installed in accordance with NZS 1884:2013 and Flooring NZ Best Practice 2019. As

undue or abnormal wear is often due to poor installation, Jacobsen recommends that all their floor coverings are professionally installed.

CLAIMS UNDER WARRANTY

Any defects should promptly be notified to Jacobsen or the retailer, in writing, in no more than 30 days after it is discovered. Jacobsen will replace any defective product, at no charge, if the product is proven to be defective prior to installation. If the defect or fault is discovered during installation, installation must be stopped immediately - otherwise, the Warranty shall not apply.

The client must allow a Jacobsen representative to examine the facts of the claim on site. If deemed necessary, Jacobsen reserves its right to require a sample to analyse in its laboratories. For any defect found on a product covered by the Jacobsen Warranty, provided the conditions have been met, compensation shall be granted.

The compensation covers the purchase price of the product, but excludes the; taking up cost, the installation dismantling cost (partitions, furniture etc.), the cost of laying and of material possibly used for laying (glue, skirting boards etc.). The compensation shall be digressive relative to the elapsed time of the Warranty period, considering the depreciation of the product:

RESIDENTIAL WARRANTY

FOR 15 YEARS: *Traffic 250, Traffic 200, Iconik 240*

≤ 2 years	100%
≤ 4 years	80%
≤ 6 years	60%
≤ 10 years	40%
≤ 15 years	20%

COMMERCIAL WARRANTY

FOR 10 YEARS: *Traffic 250, Traffic 200, Iconik 240*

≤ 2 years	100%
≤ 4 years	75%
≤ 7 years	50%
≤ 10 years	20%

RESIDENTIAL WARRANTY

FOR 5 YEARS: *Trend TX*

≤ 2 years	80%
≤ 3 years	60%
≤ 4 years	40%
≤ 5 years	20%

THE WARRANTY DOES NOT APPLY TO THE FOLLOWING:

1. Products sold as "Seconds", "Off goods" or "as is".
2. Defects caused by an improper installation, contravening the updated laying instructions specified by Jacobsen for the product.
3. Mishandled products or products subjected to a use other than domestic, or unsuitably stored.
4. This Warranty is null and void if the damage is caused as a result of a fire or accident including; aggressive chemical attack, explosion, pollution, flood, freezing conditions, lightning, carelessness, vandalism, lack of entrance barrier matting or damage during transport, storage, and handling before or during installation.
5. Products with visible defects that were cut or installed, nonetheless.
6. Products that have been improperly maintained, not complying with the maintenance instructions and specifications made by Jacobsen.
7. Products for which deterioration is due to an uneven subfloor.
8. Differences in colour, gloss and embossing structure between the products sold and pictures or samples. In the case of purchasing contracts or variations in manufacturing including colour change between different production batches.
9. Damages caused by stains, burns, cuts, grooves, friction, scratches, accidental indentations. Loss of colour caused by carpetbacks, painted surfaces, yellowing related to an external product (asphalt, tar etc.).

10. Fading and/or discoloration.

11. Defects and damages caused by inappropriate castors of chairs, tables, or other furniture.

12. Colouring caused by the feet of waxed pieces of furniture likely to leave indelible marks.

13. Indentation from high and spiked heels.

14. Failure to comply with the recommended hygrometry levels before, during and after installation.

15. Stains, discoloration or any damages caused by the migration of the adhesives or rubber.

This express Limited Warranty constitutes the sole warranty provided by Jacobsen. Jacobsen makes no other warranty, either express or implied, of any kind.

This Warranty supersedes all prior discussions, negotiations, understandings and agreements between Jacobsen and the customer concerning the subject matter hereof.

No installers, retailers, distributors, or employees have been granted the right to modify the obligations, disclaimers, exclusions, or limitations under this express Warranty.

To the extent allowed by local law, Jacobsen shall not be liable for loss of profits, direct, indirect, incidental, special, consequential, or other damages under this Warranty or from any cause whatsoever, whether based upon warranty, negligence, breach of contract, strict liability, or any other legal theory.

In the case that this Warranty is inconsistent with a local law, this limited Warranty shall be modified to be consistent with such local law. Under such local laws, certain disclaimers and limitations of this Warranty may not apply to the customer. Nevertheless, the remainder provisions of this Warranty shall remain in full force and effect and shall not be affected thereby.

Jacobsen vinyl products are covered by the NZ Consumer Guarantees Act 1993. Jacobsen endorse and recognise all rights of the consumer under the Consumer Guarantees Act. Therefore the vinyl must be fit for purpose and free of manufacturing defects.

Installing your residential vinyl

INSTALLATION

To ensure a proper and long-lasting installation of vinyl flooring, it is essential to follow the guidelines set forth in NZS 1884:2013 and Flooring NZ Best Practice 2019. These industry standards provide valuable instructions on subfloor preparation, adhesive selection, seam joining, and other crucial aspects of vinyl flooring installation. Adhering to these guidelines is crucial for achieving a successful outcome and ensuring the durability and quality of the installed vinyl flooring.

LAY DIRECTION

It is important to understand what direction to lay our vinyl. First, determine the position of the sheet joins depending on the direction of the traffic, position of doors & windows. Measure & cut the roll to the length of the room using a square.

If the room is reasonably square, the sheets should run parallel to the incoming light. In long, narrow rooms it is best to install the sheets along the length of the room. The sheets should be cut longer than the room.

Each roll of vinyl will come with its factory established lay direction, determined by the design on the vinyl. This direction is intended for standard 4m roll widths.

If you are purchasing vinyl in a width other than the standard 4m, such as a 2m wide, it is important to consult a skilled vinyl installer to determine the recommended lay direction for that specific design and width.

For wooden patterns, it is recommended to lay the vinyl in the same direction as the design. This means that the planks or grain of the wood should run parallel to the direction you are laying the vinyl.

For all-over designs such as concrete or tiles, there are two options: reverse lay and mock match.

Reverse lay refers to rotating the sheets of vinyl 180° and laying them in the opposite direction of the factory-established lay direction. This can be done to create visual variety and avoid a repetitive pattern. It is particularly suitable for designs that do not have a specific directional pattern.

Mock match involves carefully aligning the sheets to create a continuous pattern across the seams. This method is suitable for designs where continuity is desired, such as large-scale tile patterns or intricate motifs.

It is important to note that reverse laying or mock matching may require additional planning and cutting to ensure a seamless and visually appealing installation.

We recommend hiring a skilled installer who is experienced in working with vinyl flooring. Before proceeding with the installation, take the time to discuss and confirm the lay direction with the installer, ensuring that you are happy with the chosen direction, ensuring you achieve an aesthetically pleasing vinyl flooring installation that aligns with your design preferences and complements your space.

Plasticiser migration

WHAT IS PLASTICISER MIGRATION?

Plasticiser migration is a phenomenon that occurs when certain materials, such as oils, rubber, latex, or plastic, come into contact with vinyl or LVT (Luxury Vinyl Tile) flooring and transfer their chemical additives onto the surface. These additives, known as plasticisers, can react with the flooring material, leading to discoloration, surface damage, or changes in texture over time. Plasticiser migration can happen when items like rubber mats, rubber underlay, residual rubber from the subfloor, or even latex products like rubber or shoes with rubber or latex soles come into direct contact with the flooring.

HOW CAN YOU IDENTIFY IT?

Identifying plasticiser migration requires a careful examination of the flooring. Signs of plasticiser migration may include discoloration, especially in areas where rubber, latex, or plastic materials have been in contact with the floor. You may also notice surface staining, cloudiness, or changes in the texture or appearance of the flooring. Regular inspection and observation of the flooring can help identify any potential issues related to plasticiser migration.

HOW CAN YOU PREVENT IT?

Preventing plasticiser migration is crucial to maintain the quality and appearance of your vinyl or LVT flooring. Here are some preventive measures:

- **Avoid Rubber Mats and Underlay:** Use mats with non-porous backings made of compatible materials that do not contain rubber. Avoid rubber underlay or latex-based products, as they can release plasticisers onto the flooring.

- **Check Subfloor for Rubber Residue:** Ensure that the subfloor is clean and free from any oil or rubber residue or remnants. Proper preparation of the subfloor is essential to prevent any potential chemical reactions with the flooring.
- **Use Compatible Adhesives and Cleaning Products:** When installing or maintaining the flooring, choose adhesives and cleaning products that are specifically recommended by the flooring manufacturer and are compatible with vinyl or LVT materials. Avoid using rubber or latex-based cleaning products.
- **Be Mindful of Rubber and Shoes with Rubber or Latex Soles:** Keep in mind that rubber or shoes with rubber or latex soles can also transfer plasticisers onto the flooring. It is advisable to remove these shoes or consider using shoe mats in areas where contact with the flooring is frequent.
- **Heat and sunlight can accelerate the process of plasticiser migration, causing faster discolouration and damage to the flooring.** Therefore, it's important to minimize exposure to intense heat and sunlight in areas where vinyl or LVT flooring is installed.

IS IT COVERED UNDER WARRANTY?

In most cases, plasticiser migration is not covered under warranties provided by flooring manufacturers. This is because the occurrence of plasticiser migration is often influenced by external factors, such as the use of incompatible materials or improper installation. It is essential to familiarize yourself with the warranty terms and conditions provided by the manufacturer to understand what is covered and what is not.



Jacobsen[®]

0800 800 460 | jacobsen.co.nz

This brochure is printed on FSC accredited and sustainably sourced paper.